




**STRAMIT  
SPEED DECK  
ULTRA<sup>®</sup>**  
CONCEALED FIXED DECKING

p r o d u c t   t e c h n i c a l   m a n u a l



# STRAMIT SPEED DECK ULTRA® CONCEALED FIXED DECKING

## Selection & Specification



### Features

- Wide Cover – fewer sheets and quicker installation.
- Deep Ribbs – stronger and stiffer with better water carrying capacity; roof slopes as low as 1°.
- Full Length Clips – to locate ribs and compress insulation.
- Four Fixing Points Per Clip – with centralised fastening for unsurpassed strength.
- Hexagon Head Screws – bigger, stronger and easier to install, with less wastage.
- Outstanding Wind Load Resistance – improved security with lower purlin costs.
- Spring Curving – data for arched and curved roofs
- Automatic Bird Proofing – built in accessory with no need for extra components .
- Independently Tested – by James Cook University Cyclone Testing Station for cyclonic performance – one set of load tables for use anywhere in Australia.

### Australian Design Award

**Stramit Speed Deck Ultra®** decking, winner of a 1995 Australian Design Award for “using the properties of high tensile steel to their best advantage through good design practices”.



### Applications

The visual appeal, strength, wide cover, light weight and weather resistance of **Stramit Speed Deck Ultra®** decking make it perfect for all commercial roofing applications. Its excellent strength and ease of assembly allow for long, economical spans. The large water-carrying capacity and weather-tightness permit very low roof pitches, leading to economies in the building structure.

**Stramit Speed Deck Ultra®** decking may also be used for domestic applications.

### IMPORTANT NOTE

The information contained within this brochure is as far as possible accurate at the date of publication, however, before application in a particular situation, Stramit Building Products recommends that you obtain qualified expert advice confirming the suitability of product(s) and information in question for the application proposed. While Stramit accepts its legal obligations, be aware however that to the extent permitted by law, Stramit disclaims all liability (including liability for negligence) for all loss and damage resulting from the use of the information provided in this brochure.

## Materials

**Stramit Speed Deck Ultra**® decking is manufactured from hi-tensile G550 colour coated steel or zinc-aluminium alloy coated steel. In some locations galvanised and severe environment colour coated steel may be available by arrangement. Colour coated steels are in accordance with AS2728 – Category 3 and, for the substrate, with ASI397. Zinc-aluminium alloy coated AZ150 and galvanised Z450 conform to ASI397.

Stramit has a comprehensive range of colours as standard. Ask your nearest Stramit location for colour availability.

### STRAMIT SPEED DECK ULTRA® DECKING – SHEET MASS (kg/m<sup>2</sup> of roof area)

thickness BMT	ZINCALUME®	COLORBOND®	GALVANISED
0.42mm	4.66	4.74	5.07
0.48mm	5.29	5.37	5.70

## Adverse Conditions

**Stramit Speed Deck Ultra**® decking will give excellent durability in almost all locations. With all of its fastenings protected beneath the decking, **Stramit Speed Deck Ultra**® decking can be expected to outlast through-fixed roofing. It is however important to choose the correct coating for each application environment. The table below shows the suitability of coating types for different exposure conditions.

suitability of coating type	site exposure condition			
	benign	moderate	severe	very severe
ZINCALUME® AZI150	✓	?	?	✗
GALVANISED Z450	✓	?	✗	✗
COLORBOND®	✓	✓	?	✗
COLORBOND® Ultra	N/A	N/A	✓	?

? Question marks indicate conditions where durability may be diminished, depending on the particular application.

The approximate site exposure conditions in the table above are defined below.

site exposure condition	distance of site from			
	rough active surf	calm, still salt water	industrial emission	fossil fuel combustion
benign	1000m +	100m +	500m +	500m +
moderate	400m-1000m	0-100m	250m-500m	250m-500m
severe	100m-400m	N/A	100m-250m	100m-250m
very severe	0-100m	N/A	0-100m	0-100m

The suitability and exposure tables above are guidelines only; conditions will vary from site to site. If in any doubt about the choice of coating for a particular application contact your nearest Stramit office for advice.

## Compatibility

All building products need to be checked for compatibility with adjacent materials. These checks need to be for both direct contact between materials, and where water runs from one material to another. The following guidelines generally avoid material incompatibility:

- For zinc-aluminium alloy coated steel, colour coated steel and galvanised steel roofs avoid copper, lead, green or treated timber, stainless steel and mortar or concrete.
- In addition galvanised steel roofs should not receive drainage from aluminium or any inert materials, such as plastics, glass, glazed tiles, colour coated and zinc-aluminium alloy. Contact Stramit for more detailed information.

## Testing

Stramit has in-house, purpose built, testing equipment used to design, develop and improve products for the Australian market. In addition many Stramit products are tested or witnessed by independent organisations. These include:

- Cyclone Structural Testing Station (James Cook University)
- The University of Sydney
- Monash University
- CSIRO
- University of Queensland
- University of Technology, Sydney

This ongoing research and development activity ensures that Stramit remains at the forefront of innovation, design and consumer information.

## Architectural Specification

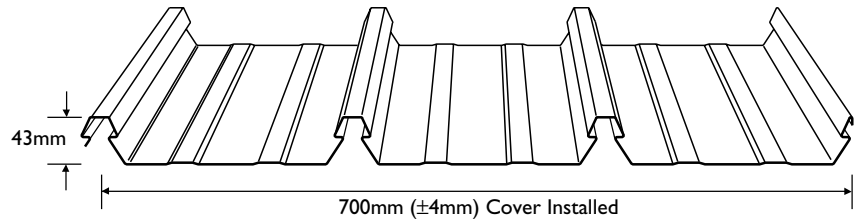
This specification can be found on the Stramit web site and can be easily downloaded onto your documentation.

The roofing/walling shall be 0.42 (or 0.48) mm BMT **Stramit Speed Deck Ultra**® decking in continuous lengths with trapezoidal ribs 43mm high, spaced at 233mm centres. Sheeting material shall be protected steel sheet to Australian Standard ASI397, with a minimum yield stress of 550MPa (Grade G550) and an AZ150 zinc-aluminium coating with or without an oven-baked paint film of selected colour. The sheeting shall be fixed to the purlins/girts in accordance with the manufacturer's recommendations using patented full length fixing clips supplied. Clips shall be fastened to purlins/girts with screws supplied in accordance with Australian Standard AS3566, Class 3, and attached at every rib. Sheets shall be laid in such a manner that the approved side lap faces away from the prevailing weather. A minimum of 50mm shall be provided for projection into gutters. Flashings shall be provided in compatible materials as specified; minimum cover of flashing shall be 150mm. All sheeting shall be fixed in a workman-like manner, leaving the job clean and weathertight. Repair minor blemishes with touch-up paint supplied by the roof manufacturer. All debris (nuts, screws, cuttings, filings etc.) shall be cleaned off daily.

# Design

## Spans

The spans shown below take account of 'normal' foot traffic and wind resistance including local pressure zone effects. Pressures are based on AS4055 or AS1170.2 section 2. Where the two standards differ, the worst case has been taken for each classification. Data should only be used for buildings 7m or less in height, 1000m<sup>2</sup> or less in area and unaffected by land topography.



STRAMIT SPEED DECK ULTRA® DECKING – RECOMMENDED SPAN CHART (mm)												
bmt (mm)	roofs					walls					overhangs	
	pressure (kPa) service -ability	double strength	equal spans	internal (end) span combination	pressure (kPa) service -ability	double strength	equal spans	internal (end) span combination	free edge	stiffened edge		
<b>N1 or Region A (sheltered suburban)</b>												
0.42	0.76	1.35	1700	1700	2100 (1750)	0.61	1.04	3000	2850	3000 (2500)	150	450
0.48	0.76	1.35	2300	2300	2700 (2250)	0.61	1.04	3000	2900	3000 (2500)	200	500
<b>N2 or Region B (sheltered suburban) and Region A (exposed suburban)</b>												
0.42	0.78	1.94	1700	1700	2100 (1750)	0.61	1.49	3000	2850	3000 (2500)	150	450
0.48	0.78	1.94	2300	2300	2700 (2250)	0.61	1.49	3000	2900	3000 (2500)	200	500
<b>N3 or Region A (rural) and Region B (exposed suburban)</b>												
0.42	1.18	2.96	1700	1700	2100 (1750)	0.92	2.25	2600	2350	2900 (2450)	150	450
0.48	1.18	2.96	2050	2250	2550 (2150)	0.92	2.25	2650	2450	2950 (2500)	200	500

Internal spans must have both end spans 20% shorter. Values are only valid for use with steel members of 1.5mm or thicker. For more specific applications **Stramit Speed Deck Ultra®** decking must be designed to the pressure and foot traffic limitations below. Spans may exceed those shown in this table, provided the wind pressure and foot traffic limits are not exceeded.

## Pressures

STRAMIT SPEED DECK ULTRA® DECKING – SERVICEABILITY LIMIT STATE CAPACITY											
bmt (mm)	fasteners per sheet per purlin	span type	pressure (kPa) at the spans (mm) shown								
			600	900	1200	1500	1800	2100	2400	2700	3000
0.42	1 clip and 3 screws	internal	2.81	2.81	2.53	2.24	1.96	1.68	1.39	1.11	0.83
		equal	2.86	2.86	2.47	2.08	1.68	1.29	0.90	0.51	
		double	2.33	2.33	2.08	1.84	1.60	1.36	1.12	0.87	0.63
0.48	1 clip and 3 screws	internal	3.12	3.12	2.80	2.49	2.18	1.86	1.55	1.23	0.92
		equal	3.17	3.17	2.74	2.30	1.87	1.44	1.00	0.57	
		double	2.58	2.58	2.31	2.04	1.78	1.51	1.24	0.97	0.70

STRAMIT SPEED DECK ULTRA® DECKING – STRENGTH LIMIT STATE CAPACITY (Cyclonic & Non-cyclonic)											
bmt (mm)	fasteners per sheet per purlin	span type	pressure (kPa) at the spans (mm) shown								
			600	900	1200	1500	1800	2100	2400	2700	3000
0.42	1 clip and 3 screws	internal	7.91	7.91	6.16	5.07	4.32	3.78	3.36	3.03	2.77
		equal	7.86	7.86	5.82	4.62	3.82	3.25	2.83	2.50	2.24
		double	8.00	8.00	5.71	4.40	3.55	2.97	2.54	2.21	1.95
0.48	1 clip and 3 screws	internal	8.55	8.55	6.65	5.47	4.67	4.08	3.63	3.27	2.99
		equal	8.49	8.49	6.29	4.98	4.12	3.51	3.05	2.70	2.42
		double	8.64	8.64	6.17	4.75	3.84	3.20	2.74	2.39	2.11

Tables are based on testing to AS1562 and AS4040 parts 0, 2 and 3. Internal spans must have both end spans 20% shorter. Values only valid for use with steel support members of 1.5mm or thicker.

## Foot Traffic

Foot traffic limits for **Stramit Speed Deck Ultra**® decking are shown for three alternate foot traffic categories. These are:

- High Maintenance – for applications with repeated maintenance, particularly where personnel may be unfamiliar with correct procedures for walking on metal roofs.
- Normal – based on traditional expectations, with moderate maintenance foot traffic using designated foot paths.
- Controlled – spans that conform to AS1562 but require minimal careful foot traffic only on the designated foot path. Suggested for use only where occasional aesthetic imperfections from foot traffic are acceptable.

### SPEED DECK ULTRA® DECKING – FOOT TRAFFIC LIMITED SPANS (mm)

bmt (mm)	span type	high maintenance	normal	controlled
0.42	internal	1100	2100	2700
	equal	700	1700	2250
	double	700	1700	2250
0.48	internal	1400	2700	3600
	equal	900	2300	2700
	double	900	2300	2700

Tables are based on tests to AS1562 and AS4040 parts 0 and 1.

For more information on foot traffic performance of **Stramit Speed Deck Ultra**® decking and other Stramit roofing profiles refer to Stramit's Foot Traffic Guide.

## Spring Curving

**Stramit Speed Deck Ultra**® decking can be spring curved, concave and convex, including curved ridges, provided it is within the recommended limits below:

### SPEED DECK ULTRA® DECKING – SPRING-CURVED RADII LIMITS (m)

restricted minimum*		unrestricted minimum	unrestricted maximum
0.42 bmt	0.48bmt		
90*	70*	100	225

\*At these radii a maximum support spacing of 1200mm applies, and limit state pressure capacities are reduced by 14% for serviceability and 7% for strength.

For more comprehensive information on spring-curving **Stramit Speed Deck Ultra**® decking and other Stramit roofing profiles refer to the Stramit Spring Curving Guide.

## Designing for Snow

Concealed fixed decking such as **Stramit Speed Deck Ultra**® decking is the preferred roofing material in alpine areas. This, and many other design suggestions, can be found in Australian Standards HB 106 – 'Guidelines for Design of Structures in Snow Areas'. Particular attention is drawn to maintaining an adequate roof slope for snow shedding, and screw fixing of deck pans beneath the ridge capping.

Downward load capacities for **Stramit Speed Deck Ultra**® decking have not been tabulated, but can be assumed to equal the outward capacities shown.

## Thermal Expansion

All metal roof sheeting is subject to thermal expansion and, where there is a temperature difference between the sheeting and the structure, this needs to be accommodated. The colour of the sheeting will affect the amount of thermal expansion, and whether the sheet is flat or curved will affect its ability to resist without problems.

**Stramit Speed Deck Ultra**® decking has excellent resistance to the problems associated with thermal expansion. Nevertheless sheet lengths should be limited to those shown below.

### SPEED DECK ULTRA® DECKING – MAXIMUM SHEET LENGTH (m)

roof colour	light	dark
Flat	35	25
Spring-curved	30	20

Significant failures of pierced fixed roofing have occurred on commercial buildings where dimensional changes from thermal expansion have not been accurately incorporated in the roof design. These can result in elongation of fastener penetrations, consequent water leaks, fastener failure and unacceptable frictional noise. Through-fixed profiles which incorporate special sealing may exacerbate these problems.

## Water Carrying

**Stramit Speed Deck Ultra**® decking has excellent water-carrying capacity. This and the decking stiffness enable roof slopes to be as low as one degree for many applications. Roof run lengths are the combined lengths of all roof elements contributing to a single pan drainage path. This can include the roof length upstream of a roof penetration that concentrates flow into other pans. The table below gives slopes for 100 year return period rainfall intensity.

### SPEED DECK ULTRA® DECKING – MINIMUM ROOF SLOPE (degrees)

rainfall intensity	total roof run length (m)										
	50	60	70	80	90	100	110	120	130	140	150
150									1.0	1.1	1.4
175							1.0	1.1	1.4	1.8	2.2
200	Minimum Slope 1°					1.0	1.3	1.7	2.2	2.6	3.1
225					1.0	1.4	1.9	2.4	2.9	3.6	4.2
250			1.0	1.4	1.9	2.6	3.2	3.9	4.7	5.5	
275		1.0	1.3	1.9	2.6	3.2	4.0	4.8	5.8	6.8	
300		1.0	1.1	1.7	2.4	3.1	4.0	4.8	5.9	6.9	8.2
325		1.0	1.4	2.1	2.9	3.8	4.8	5.8	6.9	8.2	9.7
350	1.0	1.1	1.7	2.6	3.5	4.5	5.5	6.8	8.2	9.8	12
375	1.0	1.5	2.3	3.2	4.3	5.5	6.8	8.1	10	12	14
400	1.4	2.0	2.7	3.9	5.1	6.3	7.7	9.7	12	14	17

For more information on water carrying performance of **Stramit Speed Deck Ultra**® decking and other Stramit roofing profiles refer to Stramit's Roof Slope Guide.

Maximum water protection is also ensured by the absence of fastener penetrations when using **Stramit Speed Deck Ultra**® decking.

## Darwin Area

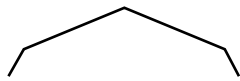
Information on the use of **Stramit Speed Deck Ultra**® decking in the Darwin area can be found in deemed-to-comply sheets No M/125/1 and M/125/2. These are available from Stramit.

## Procurement


### Prices

Prices on **Stramit Speed Deck Ultra**® decking and its accessories can be obtained from your nearest Stramit location or distributor of Stramit products. As Stramit does not provide an installation service, ask your tradesperson for a supply and fix price. Contact your nearest Stramit location for the names of tradespersons in your area.

### Related Products



**Ridge Capping** – standard or custom dimensions




**Flashings** – a range of custom flashings

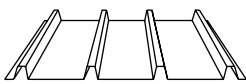


**Filler Strips** – top and bottom; for eaves, ridge and joint sealing

Use only where sealing is preferred to ventilation



**Insulation & roofing mesh** – a range of mesh, sisalation, plain & foil backed blanket



**Translucent sheeting** – fibreglass sheeting in a range of shades and densities

### Length

**Stramit Speed Deck Ultra**® decking is supplied cut-to-length. When designing or transporting long products ensure that the length is within the limit of the local Transport Authority regulations. The manufacturing tolerance on the length of product supplied is +0, -15mm.

### Ordering

**Stramit Speed Deck Ultra**® decking can be ordered directly, through distributors, or supplied and fixed from a roofing contractor.

### Delivery/Unloading

Delivery can normally be made within 48 hours, subject to the delivery location, quantity and material availability, or can be at a pre-arranged date and time. Please ensure that suitable arrangements have been made for truck unloading, as this is the responsibility of the receiver. Pack mass may be up to one tonne. When lifting **Stramit Speed Deck Ultra**® decking, care should be taken to ensure that the load is spread to prevent damage.


### Handling/Storage

**Stramit Speed Deck Ultra**® decking should be handled with care at all times to preserve the product capabilities and quality of the finish. Packs should always be kept dry and stored above ground level while on site. If the sheets have become wet, they should be separated, wiped and placed in the open to promote drying.

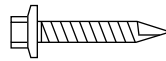
## Installation

### Fasteners

All fastening screws must conform to AS3566 – Class 3. For connecting clips to purlins use:



**For steel** (0.75bmt or greater)  
– No.12 x 30mm hex-head self-drilling & threading screws (available pre-loaded into clips in some locations)



**For timber** (F11 or greater)  
– No. 12 x 50mm hex-head type 17 self-drilling screws

### Accessories

Use only the correct, authentic, Stramit accessories:



**Stramit Speed Deck Ultra**® decking **Clip** – supplied in easy to handle boxes of 40 clips



**Stramit Speed Deck Ultra**® decking **End Cap** – used with silicone sealant for roof penetrations

### Installation

**Stramit Speed Deck Ultra**® decking is readily installed with or without fibreglass insulation blanket. If practical lay sheets in the opposite direction to prevailing weather.

Installation of **Stramit Speed Deck Ultra**® decking is a straightforward procedure using the following fixing sequence:

- 1) Ensure all purlins are in line and correctly installed. Using a string line or the edge of the first sheet, align the first row of fixing clips. Screw the clips to the purlins in the same order as the direction of laying.
- 2) Locate the first sheet over the clips with the correct projection at each end of the sheet. Snap each rib on to the clip at every purlin, always in the order of the direction of laying. Note – Do not use undue force; the deck will easily accommodate clip entry

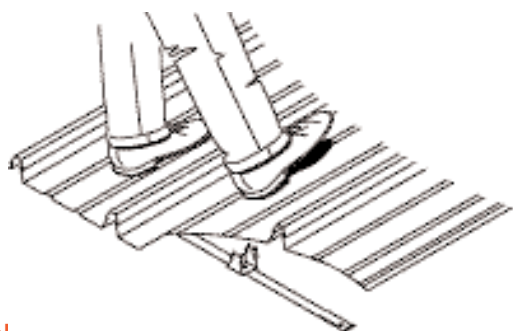
Snap ribs on to clip in order – 1-2-3

- 3) Hinge next clip about trailing edge of the first sheet, allowing it to fall to the purlin. Ensure correct fitting to the deck edge and that it is sitting on the extended tail of the preceding clip. Align fixing holes together then fasten clip to purlin as before.
- 4) Continue to lay sheets as before. From time to time measure coverage of sheets at ridge and eaves to maintain squareness.
- 5) At end of purlin cut fixing clip (and, if necessary, the roof sheet) to suit.
- 6) Turn up ends of sheet at ridge and turn down eaves ends into gutters using the **Stramit Speed Deck Ultra**® decking turn up/down tool.

- 7) Secure leading and trailing edge of the roof with a full or cut-back clip, or sealed fasteners through the roof tray, at every purlin. Cover these with side flashings. Install all flashings as required to weatherproof and complete the roof.
- 8) Clean the roof after each day's work, removing all screws, cuttings, swarf etc, and leave roof clean and watertight. Repair any minor blemishes in colour coated finishes with Stramit supplied touch-up paint.

Each clip box has an illustration of the basic clip fixing technique. A more detailed 'Installation Procedure' leaflet (with clear illustrations) is available to assist fixers on site. Ask for a copy to be sent with your order.

### Walk only in pans, or on ribs at purlin supports



### Walking

As with all roofing products, Stramit recommends extra caution be taken when walking on the roof. When walking on **Stramit Speed Deck Ultra**® roofing always wear flat rubber soled shoes and place feet only in the pans, taking care to avoid the last pan or two near edges of the metal roof area.

### Insulation

The unique **Stramit Speed Deck Ultra**® decking full width clip compresses blanket (up to 75mm) during installation making fixing easy. Blanket up to 100mm thick can be readily used with high thermal efficiency using 25mm thick Styrofoam blocks laid between the blanket and the fixing clips. Contact Stramit for further information.

### Unsupported Underlaps

Free underlap sheet edges, such as may be encountered when using translucent sheeting, may need additional support. Use a 40mm x 40mm x 1.0mm trim angle beneath the underlap and screwed to the purlins if spans exceed 1500mm for 0.42bmt, and 2000 for 0.48bmt.

### Good Practice

Stramit recommends that good trade practice be followed when using this product, such as that found in Australian Standards Handbook HB39.

### Cutting

**Stramit Speed Deck Ultra**® decking can be easily cut, where required, using a power saw with a steel cutting blade or a power nibbler and, for localised cutting, tin snips. Avoid the use of abrasive discs as these can cause burred edges and coating damage. Please dispose of any off-cuts carefully.

## Additional Information

### Maintenance

Exterior surfaces of metal products unwashed by rain can benefit from occasional washing to remove build-up of corrosive salts. Walls beneath eaves or awnings are such a situation.

### Further Information

As well as our standard range of Technical Manuals, Installation Leaflets, Case Studies and other promotional literature Stramit has a series of Guides to aid design. These include:

- Concealed Fixed Decking
- Roof Slope Guide
- Foot Traffic Guide
- Roof System Selection Guide
- Bullnosing, Curving and Crimping
- Acoustic Panels
- Cyclonic Areas
- Spring Curving Guide

Please contact your nearest Stramit location for any of these guides, or other literature.

### Other Products

Stramit offers a wide range of building products, including:

- Purlins and girts
- Formwork decking
- Roof and wall sheeting
- Lightweight structural sections
- Truss components
- Gutters and downpipes
- Fascias
- Custom flashings
- Insulating products
- Fasteners

### Patents

**Stramit Speed Deck Ultra**® decking is the subject of four patent and two registered design applications in Australia and patents overseas.

### References

In preparing this document reference has been made to:

- Standards Australia Handbook – HB39 (Installation code for metal roof and wall cladding)
- Standards Australia Handbook – HB106 (Guidelines for the design of structures in snow areas)
- BlueScope Steel – Technical Bulletin TB-4 (Maintenance of prepainted steel roofing)
- BlueScope Steel – Technical Bulletin TB-1 (Steel roofing and walling products – selection guide)



The Stramit web page can be found at:

[www.stramit.com.au](http://www.stramit.com.au)

Details of many **Stramit**® products can also be seen on the RAIA site 'Product Selector' at:

[www.selector.com.au](http://www.selector.com.au)

## Building Products

		prices	availability	general	technical
contact numbers for information			products coating colours	other	advice product data
<b>SYDNEY</b> Cnr Erskine Park & Mamre Roads, Erskine Park NSW 2759	phone fax	(02) 9834 0909 (02) 9834 0988		(02) 9834 0900 (02) 9834 0977	
<b>CANBERRA</b> 4 Bass Street, Queanbeyan NSW 2620	phone fax		(02) 6297 3533 (02) 6297 8089		
<b>COFFS HARBOUR</b> 6 Mansbridge Drive, Coffs Harbour NSW 2450	phone fax		(02) 6652 6333 (02) 6651 3395		(02) 9834 0900 (02) 9834 0977
<b>NEWCASTLE</b> 17 Nelson Road, Cardiff NSW 2285	phone fax		(02) 4954 5033 (02) 4954 5856		
<b>ORANGE</b> 51 Leewood Drive, Orange NSW 2800	phone fax		(02) 6361 0444 (02) 6361 9814		
<b>MELBOURNE - KILSYTH</b> 180-186 Colchester Road, Kilsyth VIC 3137	phone fax	(03) 9721 8333		(03) 9721 8333 (03) 9721 8347	
<b>MELBOURNE - BAYSWATER</b> 491 Mountain Highway, Bayswater VIC 3135	phone fax	(03) 9722 5555 (03) 9722 5519		(03) 9722 5500 (03) 9722 5538	
<b>MELBOURNE - PRESTON</b> 219 Dundas Street, Preston VIC 3072	phone fax		(03) 9484 0193 (03) 9484 5060		
<b>MELBOURNE - MULGRAVE</b> 2 Faigh Street, Mulgrave VIC 3170	phone fax	(03) 9560 1588 (03) 9560 7840		(03) 9560 1588 (03) 9560 4606	
<b>ALBURY</b> 109 Boronia Street, Albury NSW 2640	phone fax		(02) 6025 2133 (02) 6025 6349		(03) 9560 1588 (03) 9560 4606
<b>BENDIGO</b> Ramsay Court, Kangaroo Flat VIC 3555	phone fax		(03) 5447 8455 (03) 5447 9677		
<b>HOBART</b> Farley Street, Derwent Park TAS 7010	phone fax		(03) 6272 4500 (03) 6272 0967		
<b>ADELAIDE</b> 11 Stock Road, Cavan SA 5094	phone fax		(08) 8262 4444 (08) 8262 6333		
<b>BRISBANE</b> 57-71 Platinum Street, Crestmead QLD 4132	phone fax		(07) 3803 9999 (07) 3803 1499		
<b>TOWNSVILLE</b> 402-408 Bayswater Road, Garbutt QLD 4814	phone fax		(07) 4779 0844 (07) 4775 7155		
<b>CAIRNS</b> 83 Kenny Street, Portsmith QLD 4870	phone fax		(07) 4031 4064 (07) 4031 4069		
<b>MACKAY</b> Brickworks Court, Glenella QLD 4740	phone fax		(07) 4942 3488 (07) 4942 2343		(07) 3803 9999 (07) 3803 1499
<b>MARYBOROUGH</b> 10 Activity St, Maryborough QLD 4650	phone fax		(07) 4121 2433 (07) 4123 3139		
<b>GLADSTONE</b> 25 Beckinsale St, Gladstone QLD 4680	phone fax		(07) 4972 8455 (07) 4972 8355		
<b>ROCKHAMPTON</b> 174-176 Alexandra St, Nth Rockhampton QLD 4701	phone fax		(07) 4927 3855 (07) 4922 2857		
<b>DARWIN</b> 55 Albatross Street, Winnellie NT 0820	phone fax		(08) 8947 0780 (08) 8947 1577		
<b>PERTH</b> 605-615 Bickley Road, Maddington WA 6109	phone fax		(08) 9493 8800 (08) 9493 8899		
<b>BUNBURY</b> Lot 1 Proffit Street, Bunbury WA 6230	phone fax		(08) 9721 8046 (08) 9721 8017		

® Registered trademarks of Stramit Corporation Pty Limited. ABN 57 005 010 195 trading as Stramit Building Products

A member of the Amatek Group

COLORBOND® and ZINCALUME® are registered trademarks of BlueScope Steel Limited

© Stramit Corporation Pty. Limited February 2004.

This document replaces all previous issues. Please destroy, or clearly mark as superseded, all previous issues.